

You Too Could Be A Compere




A Presentation
By
Wally Sparrow

What Is A Compere?

A compere is a vital link between the band, the guest artists, the venue management, the sponsors and the audience.

- A compere is a communicator**
- A compere is a time manager**
- A compere is a manipulator of people**
- A compere is a troubleshooter**
- A compere is a complaint handler**
- A compere is a receiver and finder of lost goods, children and dogs**
- A compere is an advertising manager**
- A compere is a promoter**




Why Be A Compere?

- **You can be involved in our industry**
- **It is challenging**
- **You get to go to some great shows and places**
- **You get to meet a lot of interesting people and artists**
- **You can make money doing what you enjoy**
- **You can achieve self fulfillment**
- **You can achieve community recognition and respect**




The Downside!

- **You often work long hours**
- **You can get sunburn at open shows**
- **Your legs get tired running up and down stairs**
- **You get the blame for everything that goes wrong**
- **The artists get to eat and drink while you are working**
- **You are expected to be everything to all people**
- **You have to be able to talk non stop under water**



Preparation

- **Check out your stage area**
- **Make sure you have a good clip board or better a folder with inserts**
- **Arrange to get a program and a list of sponsors**
- **Have a list of interesting shows and events that you can talk about**
- **Research your acts so that you can talk about them - meet them and check their special wants and needs**
- **Check the pronunciation of difficult names**
- **Meet the band and establish working conditions**
- **Meet sound and lighting crews**
- **Select the point you will work from**
- **Select the microphone you will use**
- **Pray!**



Personal Presentation

- **Always present yourself well - dress well - have your hair tidy - clean your shoes**
- **Have a good nights rest before the show**
- **Don't drink too much alcohol while you are working - the public will notice**
- **Plan your show mentally - aim to be the best in the business**
- **Speak softly but firmly - the sound people will control your voice levels. Don't talk too fast - work off your microphone.**
- **Don't scream when you introduce an act - try to sound genuine**
- **Don't try and be a comedian unless you are good at it - some light comedy helps**



Showtime

- **Try and have a rostrum or a point at the side of the stage to work from**
- **Talk to your first act and find out what their last song will be - do they want to do an encore?**
- **Have the band play a song to settle the audience**
- **Arrange for somebody to introduce you**
- **Walk on stage confidently - introduce the band and thank them - you are now in charge**
- **Welcome the audience - talk about the coming show and mention any major sponsors**
- **Ensure your first act is ready to come on stage**
- **Introduce your first act - be short, sharp yet informative - leave the stage area promptly**



Making The Show Run Smoothly

- **It is important to keep the show running on time - if you lose ten minutes per act you will be in big trouble by the end of the show**
- **Put a big clock on the stage in front of the centre microphone**
- **Make sure each act know what their time allocation is**
- **Don't be afraid to ask acts to cut a song to help you stay on time**
- **Stay close to the stage as often acts will ask how much more time they have**
- **Allow around four minutes per song in your planning**
- **Allow for band changes and utilise them as commercial breaks**



Getting Acts Off Stage

- **Make sure you know what the last song is**
- **Check before the show and ask if the act wants to do an encore - you may need to use a false chaser**
- **Don't try and get an act back on if the act is dying**
- **When the acts sings the last song come onto the stage and recognise them on the microphone - ask the audience if they enjoyed them.**
- **If the act is not doing an encore let them retreat and then talk to the audience to settle them down.**
- **If the act has product for sale mention where it will be available**
- **From time to time recognise the great job the band is doing**
- **Don't forget to recognise the sound and lighting crew during the show**



It's Your Turn

You have been given a job at Tamworth Town Hall to settle the audience down and then introduce Troy Cassar - Daley

Tell us a little about his achievements and then introduce him

Troy does his spot and you have to now get him off the stage

Make some notes:

More Notes

**Please join our ranks we need good
comperes**